

**SUMMARY OF AGREEMENTS
LAGUNA LAKE DEVELOPMENT AUTHORITY
2015**

GOCC PROPOSAL	AGREED 2013-2014	PAN AGREEMENT
Mission Statement		Mission Statement
To catalyze a climate change-sensitive Integrated Water Resource Management in the Laguna de Bay Region, with clear focus on preserving ecological integrity and promoting sustainable economic growth.	To catalyze a climate change-sensitive Integrated Water Resource Management in the Laguna de Bay Region, with clear focus on preserving ecological integrity and promoting sustainable economic growth.	To catalyze a climate change-sensitive Integrated Water Resources Management in the Laguna de Bay Region, with clear focus of preserving ecological integrity and promoting sustainable economic growth
Vision Statement	Vision Statement	Vision Statement
By 2020, the Laguna de Bay Basin has been transformed as the focal center for sustainable development through sound ecological governance.	By 2020, the Laguna de Bay Basin has been transformed as the focal center for sustainable development through sound ecological governance.	By 2020, the Laguna de Bay Basin has been Transformed as the Focal Center for Sustainable Development through Sound Ecological Governance
Core Values		Core Values
Love of the Environment Leadership / Professionalism Disciplined / Science-Driven Adaptability / Innovativeness		Love of the Environment Leadership / Professionalism Disciplined / Science-Driven Adaptability / Innovativeness

For GOC:




CESAR L. VILLANUEVA
Chairman



MA. ANGELA E. IGNACIO
Commissioner

For LLDA:



JUAN ROMEO NEREUS O. ACOSTA
General Manager

**SUMMARY OF AGREEMENTS
LAGUNA LAKE DEVELOPMENT AUTHORITY**

2015

Vision: By 2020, the Laguna de Bay Basin has been Transformed as the Focal Center for Sustainable Development through Sound Ecological Governance

Mission
"To catalyze a climate change-sensitive Integrated Water Resources Management in the Laguna de Bay Region, with clear focus of preserving ecological integrity and promoting sustainable economic growth."

Core Values

- Love of the Environment
- Leadership / Professionalism
- Disciplined / Science-Driven
- Adaptability / Innovativeness

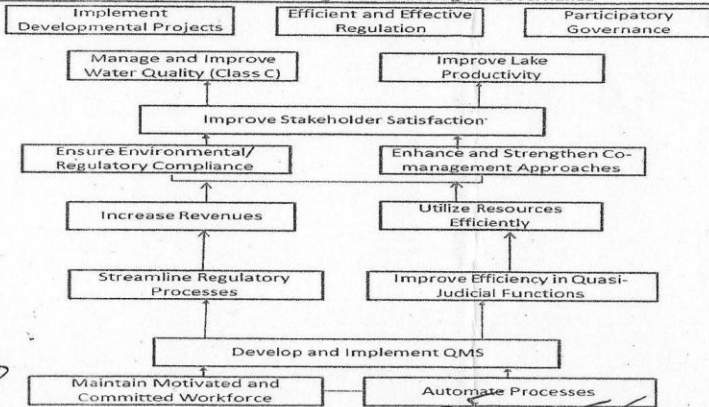
ENVIRONMENTAL/
SOCIAL IMPACT

STAKEHOLDERS

FINANCIAL

INTERNAL
PROCESSES

LEARNING AND
GROWTH



[Signature]

CESAR L. VILLANUEVA
Chairman

[Signature]
MA. ANGELA E. IGNACIO
Commissioner

[Signature]
JUAN ROMEO NEREUS D. ACOSTA
General Manager

**SUMMARY OF AGREEMENTS
LAGUNA LAKE DEVELOPMENT AUTHORITY
2015**

PAN AGREEMENT					Remarks
Component				2015 Full Year	
	Weight	Rating Scale			
SO 1	Manage and Improve Water Quality (Class C)				
SM 1	Board-approved Five-year Integrated Water Quality Resource Master Plan for the Laguna de Bay Region	5%	All or nothing	Board-approved plan	
SM 2	Maintain water quality of Laguna de Bay	15%	2.33 = 15% >3 = 0%	3-year average (2013-2015) 2.33 mg/L	
SO 2	Improve Lake Productivity				
SM 3	Annual fish production in metric tons (combination of inland municipal fisheries and aquaculture; milkfish, tilapia & carp only)	6%	(Actual/Target) x Weight	3% increase from previous year.	
	Sub-Total Weight	26%			
SO 3	Enhance and Strengthen Co-management Approaches				
SM 4	For LISCOP LGUs: Volume of LGU waste generated that goes directly to MRF and sanitary landfill	5%	(Actual/Target) x Weight	145 metric tons/ day	
SM 5	Number of non-LISCOP LGUs undertaking solid waste management projects with LLDA	5%	(Actual/Target) x Weight	6 LGUs MOA LGU and LLDA	LLDA to provide the list of LGUs (including those with existing plan) LGU project proposal and a commitment of LLDA and LGU to undertake the project. Project included in the investment plan of LGU for 2016
SO 4	Ensure Environmental/ Regulatory Compliance				
SM 6	Lake area covered by aquaculture structures	4%	(Actual/Target) x Weight	net aquaculture structure at the end of the year 12,400 has. 600 has. Per year	
SM 7	Rate of Compliance of New Establishments to Permitting Requirements	4%	(Actual/Target) x Weight	20%	Total Number of Applications received with ECC/ CNC clearance/ Number of Notice of Violations issued
SM 8	Rate of Compliance of Existing Establishments with Permits Renewed	4%	(Actual/Target) x Weight	45%	
SM 9	Percentage of Industries disposing waste water within standard of 50 mg/L	5%	(Actual/Target) x Weight		TWG to determine baseline and target. LLDA to provide list of industries to be monitored
SO 5	Improve Stakeholder Satisfaction				
SM 10	Satisfaction rating based on a survey conducted by a third party	4%	All or nothing	Satisfactory Rating	
	Sub-Total Weight	31%			
SO 6	Increase Revenues				
SM 11	Percentage of accounts receivable collected for fishpen operators with 2 year arreareges	5%	(Actual/Target) x Weight	50%	Payment and with agreement to pay is considered collection

PAN AGREEMENT					Remarks
Component				2015 Full Year	
	Weight	Rating Scale			
SM 12	Collection efficiency of current aquastructure	5%	(Actual/Target) x Weight	70%	
SO 7	Utilize Resources Efficiently				
SM 13	Earnings Before Interest, Taxes, Depreciation and Amortization (EBITDA)	5%	(Actual/Target) x Weight	P50 Mn	
	Sub-Total Weight	15%			
SO 8	Improve Efficiency in Quasi-judicial Functions				
SM 15	Percentage of cases resolved through Alternative Dispute Resolution (ADR)	4%	(Actual/Target) x Weight	40%	Issuance of commitment sheet, compliance, and endorsed for Public Hearing Committee
SM 17	Percentage of cases resolved (issued with Order to Pay, Cease and Desist Order, Order of Dismissal) within appropriate working days	4%	(Actual/Target) x Weight	Operating w/o LC - 70% / 120 wd Operating w/o DP - 75% / 170 wd Water Pollution - 30% / 120 wd Refusal of Entry - 80% / 95 wd Violation of ZOMAP - 80% / 60 wd	
SO 10	Streamline Regulatory Process				
SM 18	Percentage of new and renewal applications for permits and licenses acted upon within 30 working days upon receipt of complete documents	5%	(Actual/Target) x Weight	90%	
	Sub-Total Weight	13%			
SO 11	Maintain Motivated and Committed Workforce				
SM 19	Develop Competency Based Framework	5%	All or nothing	Board-approved Competency Based Framework	
SO 12	Automate Processes				
SM 20	Processes for automation	5%	All or nothing	Terms of Reference	Full implementation in 2016
SO 13	Develop and Implement QMS				
SM 21	ISO Certification (all sites all processes)	5%	All or nothing	ISO Certification	
	Sub-Total Weight	15%			
	Accumulated Total Weight	100%			

For GCB:

CESAR L. VILLANUEVA
Chairman

MA. ANGELA E. IGNACIO
Commissioner

For LLDA:


JUAN ROMEO NEREUS O. ACOSTA
General Manager

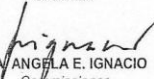



**SUMMARY OF AGREEMENTS
LAGUNA LAKE DEVELOPMENT AUTHORITY
REVISED 2014 AGREEMENT**

PAN Agreement			Remarks
Indicator	Weight	Target	
MFO 1: Planning and Policy Services			
Quantity 1: No. of plans and policies developed and approved by the Management or Board of Directors	10%	7 (5 regulatory policies, 1 LLDA Medium-Term Plan, & 1 development plan either for Yambu or Pandin Lakes)	
Subtotal	10%		
MFO 2: Resource Development Services			
Quantity 1: No. of seedlings planted/ distributed committed under the National Greening Program (1M trees until 2016)	8%	200,000	
Quantity 2a: Quantity of knife fish collected	0%	100,000	
Quantity 2b: Average share of bangus and other like species harvester in relation to knife fish	8%	70:30	
Quantity 3a: No. of physical river clean-ups conducted	0%	6	
Quantity 3b: Amount of solid wastes collected and properly disposed	10%	80 tons	
Quantity 4: No. of organizations signing up MOAs for clean-up activities	10%	12	
Quantity 5: No. of sub-projects implemented under the LISCOP Project-Additional Financing	8%	11 (7 subject to the PGB approval)	
Subtotal	44%		
MFO 3: Regulatory Services			
Quantity 1b: Number of permits and clearances issued	10%	2,736	
Quantity 1c: Number of new establishments inspected	5%	1,540	
Quantity 2: Percentage of ADR resolutions that lead to compliance in relation to those that are endorsed to LAD	5%	90:10	
Timeliness: Average no. of days that LAD gives a final resolution from the date of formal endorsement	5%	Average of 120 days LAD gave Order for cases filed in 2012 to 2014	

PAN Agreement			Remarks
Indicator	Weight	Target	
Timeliness: Percentage of applications approved within 30 working days upon receipt of complete documents	5%	40%	
Financial: Revenue collection efficiency from regulatory services	6%	90%	
Subtotal	36%		
Quantity: No. of processes manualized	10%	ISO Certification: Establishing the QMS - Design of Mechanism for Determining Customer Satisfaction	
Subtotal	10%		
TOTAL	100%		

For GCG:

CESAR L. VILLANUEVA
 Chairman


MA ANGELA E. IGNACIO
 Commissioner

For LLDA:

JUAN ROMEO NEREUS O. ACOSTA
 General Manager